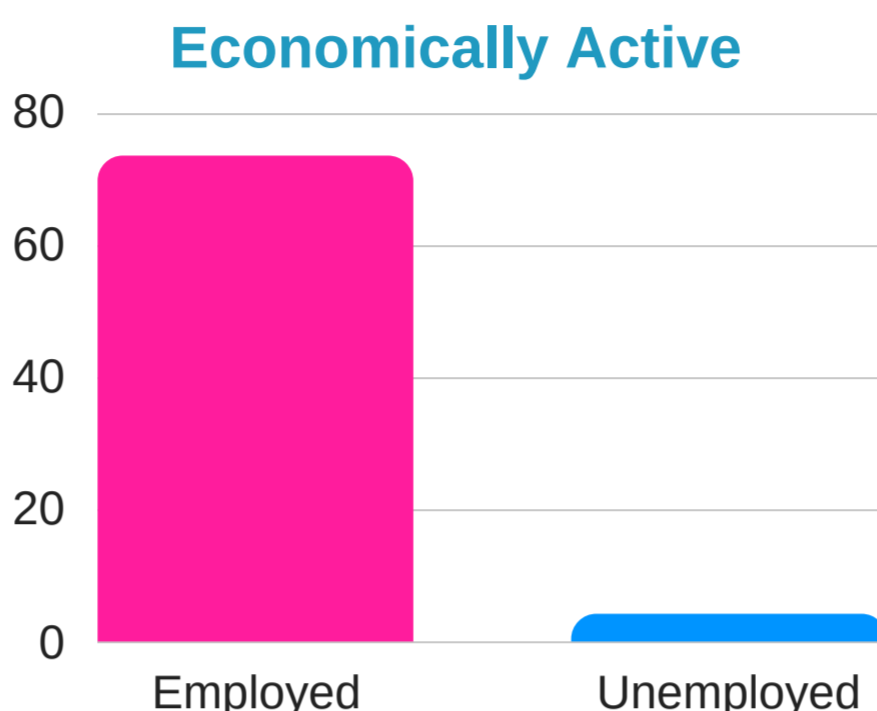


Liverpool, Cumbria and Lancashire

Employment

75.3% of people in this region are employed.
Lower than the UK average of **75.7%**.



Unemployment


4.1% of people in this region are unemployed.
The **same** as the UK average of **4.1%**.



The average income is **£27,539** a year

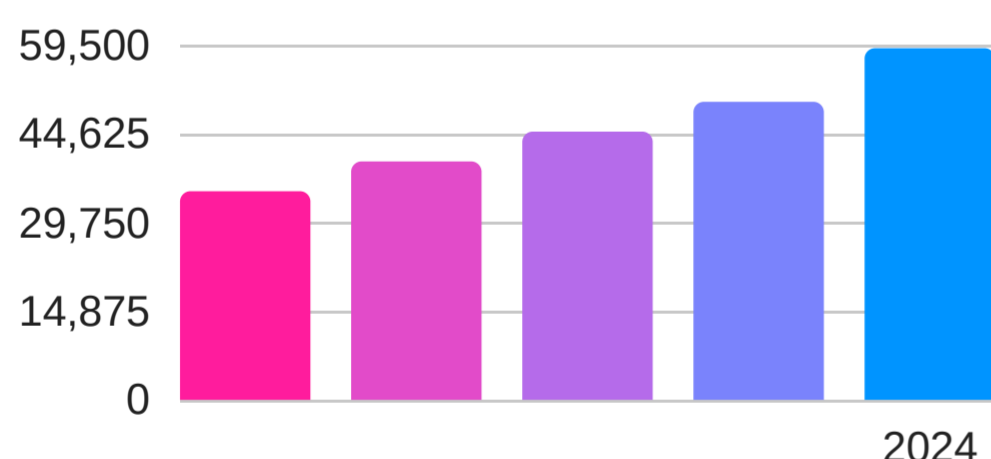


On average people in the Liverpool, Cumbria and Lancashire work **31.7** hours a week



Out of 12 regional areas Liverpool, Cumbria and Lancashire is the **5th** most productive

Growth in Liverpool, Cumbria and Lancashire



+59,000 jobs by 2024 in Liverpool, Cumbria and Lancashire

Sectors set to grow

- Health and Social Care
- Professional Services
- Support Services
- Information Technology
- Construction
- Wholesale and Retail

Where are the most jobs now?



Wholesale and Retail



Health and Social Care



Manufacturing



Administration